



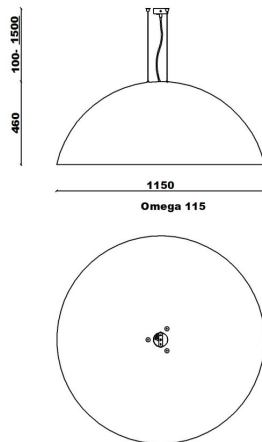
Omega

The Omega pendant luminaire family features clean lines, with a decorative design. With it's various sizes and colours available, it can easily decorate any space, providing a friendly homely environment. We recommend it for communal and dining areas.



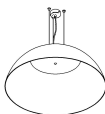
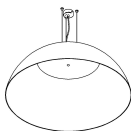
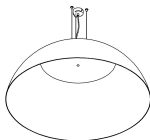


technical data

Name : Omega
Family : evolution
Mounting : Pendant
Light distribution : Direct
Input voltage : 220-240V / 50-60Hz
Dirt and water protection : IP20
Electrical protection : Class I
Material : PMMA
Surface : Painted
Color : Various available
Connection : 3 pole push wire



→
Omega

	Omega 40 (161003.3.01.0040.0.0000)	max 40W		400x160mm	3kg
	Omega 60 (161003.3.02.0040.0.0000)	max 40W		600x240mm	5kg
	Omega 80 (161003.3.03.0141.5.0000)	40,8W	3102lm	800x320mm	7kg
	Omega 100 (161003.3.04.0168.5.0000)	68W	5170lm	1000x400mm	9kg
	Omega 115 (161003.3.05.0168.5.0000)	68W	5170lm	1150x460mm	10,5kg